

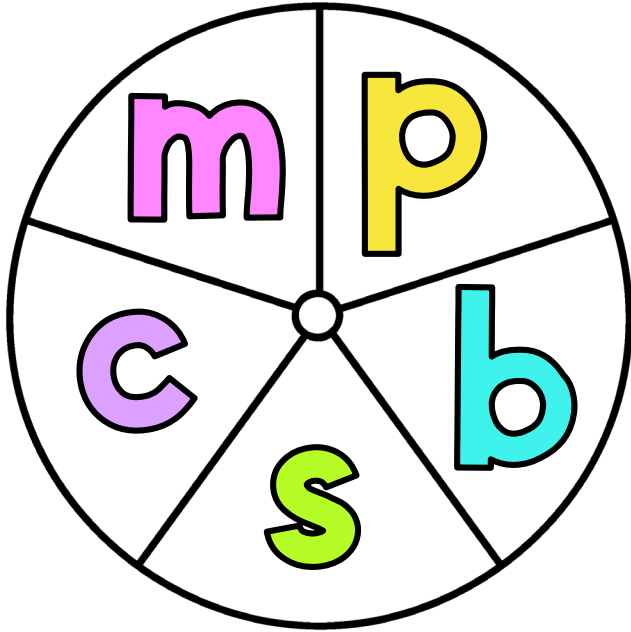


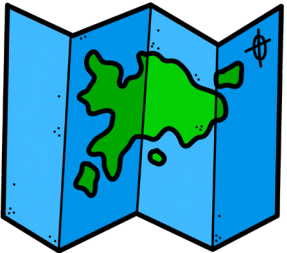



INSTRUCTIONS

Students spin the spinner using a pencil and paperclip and record the letters in the boxes underneath using erasable marker. They read the word and cover it on the mat if it is there.










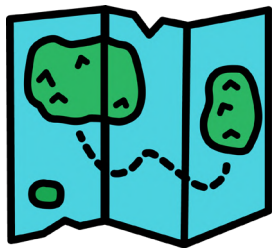



SPiN & COVER



SPiN & COVER



SPiN & COVER



SPiN & COVER

